

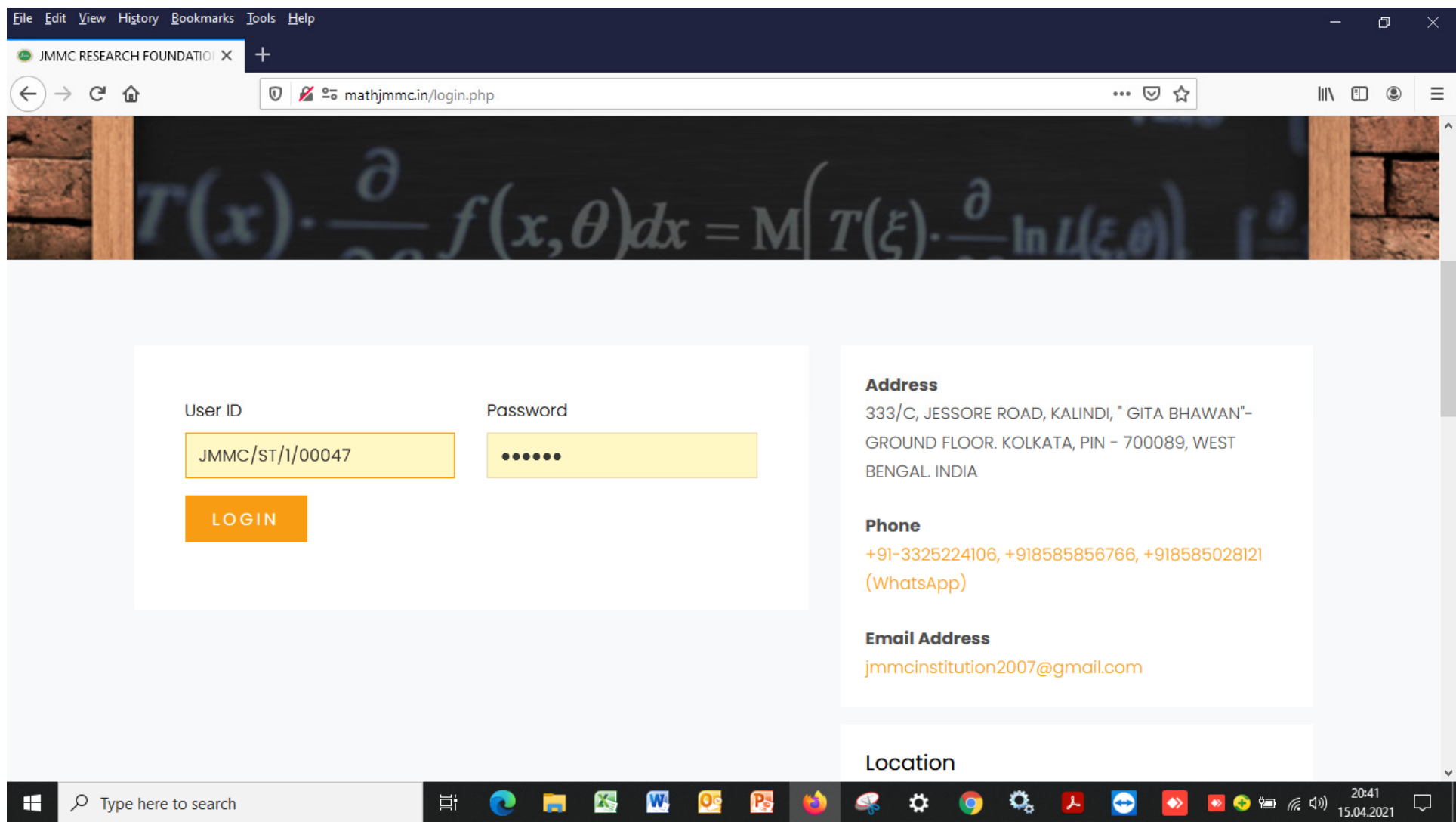
FOLLOW THE FOLLOWING STEPS-

The screenshot shows a web browser window with the address bar displaying 'mathjmmc.in'. The website header includes the JMMC Research Foundation logo, the text 'JMMC INSTITUTION', and a 'LOGIN' button. Below the header, a navigation menu lists: HOME, ABOUT, TALENT SEARCH, BOOK SHOP, ONLINE CLASS, MOCK TEST, GALLERY, and CONTACT. The main content area features a quote: 'The creator of Quantum Statistics & the Father of the concept of 'boson' or 'God Particle'.' - Satyendra Nath Bose (1894 - 1974), accompanied by a portrait of Satyendra Nath Bose. At the bottom, there are three orange buttons labeled 'JMMC MATHEMATICS', 'NEWS & EVENTS', and 'MATH NEWS PAPER &'. The Windows taskbar at the bottom shows the search bar and various application icons.

1. Open mathjmmc.in

2. Press login

3. Scroll down



4. Login with your student code and password

File Edit View History Bookmarks Tools Help

JMMC INSTITUTION :: Learning X +

mathjmmc.in/student/home.php

Student

SNEHASHREE BANERJEE(JMMC/ST/1/00047) Logged in [16/04/2021 02:12:49 AM] Change Pwd Logout

Dashboard

Master

Talent Search

Give Exam

View Result

My Wallet


Online Exam

Notice Board

Edit Profile

Change Password

Logout



SNEHASHREE BANERJEE

Contact No.: 7439777982

Email: banerjeesonai4@gmail.com

Address: 3, TARA CHAND GANGULY STREET,
1ST FLOOR PS- BELUR, PO-BELURMATH,
HOWRAH, WEST BENGAL,INDIA.

Edit Profile

Subjects

Chapter / Topic

Give Talent Search Exam

Result - Talent Search

Give Other Exams

Result - Other Exams

Notice Board

Edit Profile

mathjmmc.in/student/home.php#

Type here to search

20:43 15.04.2021

5. Press talent search or online exam and then go for give exam.

File Edit View History Bookmarks Tools Help

JMMC INSTITUTION :: Learning X +

mathjmmc.in/student/home.php?op=give_exam

Student SNEHASHREE BANERJEE(JMMC/ST/1/00047) Logged in [16/04/2021 02:14:25 AM] Change Pwd Logout

Exam

Subject:

--- Subject Name ---

--- Subject Name ---

MATH TALENT SEARCH EXAM (CLASS - 7)

--- Choose One ---

Faculty:

--- Choose One ---

JMMC INSTITUTION © 2020-21. All rights reserved.

Type here to search

20:44 15.04.2021

6.Select exam

File Edit View History Bookmarks Tools Help

JMMC INSTITUTION :: Learning

mathjmmc.in/student/home.php?op=give_exam

Student

SNEHASHREE BANERJEE(JMMC/ST/1/00047) Logged in [16/04/2021 02:14:25 AM] Change Pwd Logout

--- Choose One ---

Faculty:

--- Choose One ---

#	Subject	Chapter / Topic	Start Date Time	End Date Time	Title	Level Language (Fees)	Total Marks	Question No.	Time	Negative Marks	Faculty	Action
1	MATH TALENT SEARCH EXAM (CLASS - 7)	N/A	2021-01-30 09:00	2021-02-06 21:00	MOCK / PRACTICE TEST - RAMANUJAN MEMORIAL MATH TALENT SEARCH (LEVEL - 2)	EASY ENGLISH (50.00)	135	27	1620 Secs.	2.00	Faculty1	The Exam entry has been Closed !
2	MATH TALENT SEARCH EXAM (CLASS - 7)	N/A	2021-04-15 09:00	2021-04-18 23:01	JMMC VIDEO EXAM	EASY ENGLISH (0.00)	75	15	1800 Secs.	2.00	Faculty1	Attend Exam >>

mathjmmc.in/student/home.php?op=attend_exam&eid=338

Type here to search

20:45 15.04.2021


7.Go for attend exam (green tab)

File Edit View History Bookmarks Tools Help

JMMC INSTITUTION :: Learning X Sign in - Google accounts X +

mathjmmc.in/student/home.php?op=attend_exam&eid=338

Firefox prevented this site from opening a pop-up window. Options X

 Student SNEHASHREE BANERJEE(JMMC/ST/1/00047) Logged in [16/04/2021 02:19:04 AM] Change Pwd Logout

Dashboard Master Talent Search My Wallet Online Exam Notice Board Edit Profile Change Password Logout

ONLINE EXAMINATION **Time Remains :**

Title : JMMC VIDEO EXAM	Subject / Topic : MATH TALENT SEARCH EXAM (CLASS - 7) / N/A	Faculty : Faculty1
Difficulty : EASY	No. of Questions : 15	Total Duration : 1800 Secs

1.

In a camp of 6000 men there was provision for food for 285 days. After 45 days 1200 men went away from that camp. How many days

Transferring data from mathjmmc.in...

Type here to search

20:49 15.04.2021

8. If your browser blocks popups then allow those at top right corner, image below.

File Edit View History Bookmarks Tools Help

JMMC INSTITUTION :: Learning X Sign in - Google accounts X +

mathjmmc.in/student/home.php?op=attend_exam&eid=338

Firefox prevented this site from opening a pop-up window. Options X

Student SNEHASHREE BANERJEE(JMMC/ST)

Dashboard Master Talent Search My Wallet Online Exam Notice Board Edit Profile Change Password Logout

ONLINE EXAMINATION Time Remains : 29:20

Title : JMMC VIDEO EXAM	Subject / Topic : MATH TALENT SEARCH EXAM (CLASS - 7) / N/A	Faculty : Faculty1
Difficulty : EASY	No. of Questions : 15	Total Duration : 1800 Secs

1.

In a camp of 6000 men there was provision for food for 285 days. After 45 days 1200 men went away from that camp. How many days

Type here to search

20:49 15.04.2021

9.A pop tab will open

File Edit View History Bookmarks Tools Help

JMMC INSTITUTION :: Learning X Sign in - Google accounts X Sign in - Google accounts X +

https://accounts.google.com/ServiceLogin?ltmpl=meet&continue=https%3A%2F%2Fmeet.google.com%2Fxxn-vyuq-pzb9 ...

Google Meet Sign in

Camera is starting

What's your name?

Your name

Ask to join present_to_all Present

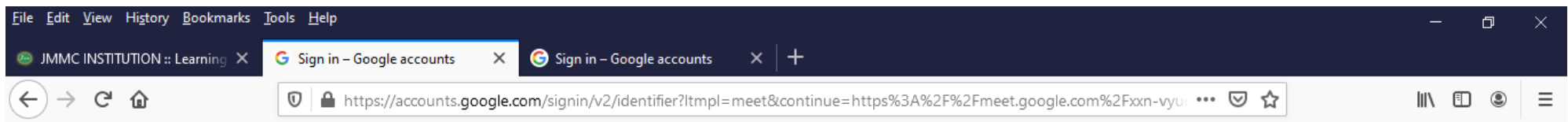
accounts.google.com

By joining, you agree to the [Terms of Service](#) and [Privacy Policy](#). System info will be sent to confirm you're not a bot.

Type here to search

20:51 15.04.2021

10. You have to login with registered Gmail ID.



11. Use your Gmail ID and password.



12.Press next

The screenshot shows a Google Meet page in a web browser. The browser window has multiple tabs, including 'JMMC INSTITUTION :: Learning', 'Meet - xxn-vyuq-pzb', and 'Sign in - Google accounts'. The address bar shows the URL 'https://meet.google.com/xxn-vyuq-pzb'. A camera permission dialog is open, asking 'Will you allow meet.google.com to use your camera?' with 'EasyCamera' selected. The main content area says 'Camera is starting' and 'Ready to join?'. The Windows taskbar is visible at the bottom.

File Edit View History Bookmarks Tools Help

JMMC INSTITUTION :: Learning X Meet - xxn-vyuq-pzb X Sign in - Google accounts X +

https://meet.google.com/xxn-vyuq-pzb

Google Meet

Will you allow meet.google.com to use your camera?

Camera to share:

EasyCamera

☐ Remember this decision

Allow Don't Allow

Camera is starting

Ready to join?

Looking for others in the call...

Join now Present

Check your audio and video

Type here to search

20:54 15.04.2021

13. Press allow, press ask to Join, exam invigilator will accept you

14. A google meeting will start, but you have to go back to the exam tab and continue the exam.

File Edit View History Bookmarks Tools Tabs sharing devices Help

JMMC INSTITUTION :: Learning X Meet - xxn-vyuq-pzb X Sign in - Google accounts X +

mathjmmc.in/student/home.php?op=attend_exam&eid=338

Student SNEHASHREE BANERJEE(JMMC/ST/1/00047) Logged in [16/04/2021 02:19:04 AM] Change Pwd Logout

can be added to 7249 in order to make the derived number divisible by each of 12, 14, 21, 33 and 54.

☐ Opt 01: 9123

☐ Opt 02: 9383

☐ Opt 03: 8727

☐ Opt 04: None of these

<< Back Next >> Submit Answer >>

Dashboard Master Talent Search My Wallet Online Exam Notice Board Edit Profile Change Password Logout

Type here to search

21:02 15.04.2021

HOW TO GIVE EXAM -

All the students who will appear for the **DR. A. P. J ABDUL KALAM MEMORIAL INTRA - SCHOOL MATH TALENT SEARCH EXAM FOR THE STUDENTS OF MODERN HIGH SCHOOL FOR GIRLS 2022** by **10.07.2022** will receive the student code/ user ID and password through our approval email .The timing for the examination will be different for each class. All students are requested to strictly adhere to the timing of exam as mentioned in our website.

Follow the steps given below:

1) Visit our website and log in just 5 minutes before the scheduled time of exam.

2)Type the student code/ user ID and password. This will lead to the Student's account page.

3) Click on "Give TALENT SEARCH exam".

4) Select "Subject" and proper exam for your class from the drop-down list.

DO NOT SELECT any of the options in "Chapter" or " Faculty".

5) After this the exam details page will come up showing the "Attend exam" button.

6) Click on "Attend exam" and start your exam.

7)There will be 60 questions. Each question will have 4 options/answers. Select the correct answer by clicking on the check box beside each option.

8) After you complete each question click on "submit answer" button.

9) If you're unsure about any question click on the "next" button and you can revert back to the question in doubt by clicking on the "back" button. But your answer will not be approved until you click on "submit answer " button. After the completion of all questions click on "complete examination" button. Kindly ensure that you click on the "complete examination" button or else your exam will remain incomplete. Finally you must log out at the end of the examination.